


**Grades Served** 7-8 **Student Enrollment Details** 1,380 Students Enrolled **District** GALENA PARK ISD

**Address** 120 CASTLEGORY, HOUSTON, TX 77015

## CHANGE OVER TIME

### HOW WELL DID THIS SCHOOL PERFORM OVERALL?



88 out of 100

This shows how well this school prepared students for success, both in school and after high school in college, a career, or the military.

### CHANGE OVER TIME

2017-18  
**Met Standard**  
85 out of 100

2018-19  
**B**  
88 out of 100

This section showcases annually the overall grade of this campus to showcase their improvement over time. The overall grade is based on performance in the three domains listed below.

## OVERALL PERFORMANCE DETAILS


### STUDENT ACHIEVEMENT



78 out of 100

Student Achievement shows how much students know and are able to do at the end of the school year.


### SCHOOL PROGRESS



89 out of 100

School Progress shows how students perform over time and how that growth compares to similar schools.

### CLOSING THE GAPS



87 out of 100

The Closing the Gaps domain tells us how well different populations of students in a district are performing.

## WHERE DID THIS SCHOOL PERFORM EXCEPTIONALLY WELL?

- ACADEMIC ACHIEVEMENT IN SCIENCE**
- TOP 25%: COMPARATIVE ACADEMIC GROWTH**
- ACADEMIC ACHIEVEMENT IN MATHEMATICS**
- POST-SECONDARY READINESS**

- ACADEMIC ACHIEVEMENT IN ENGLISH LANGUAGE ARTS/READING**
- TOP 25%: COMPARATIVE CLOSING THE GAPS**
- ACADEMIC ACHIEVEMENT IN SOCIAL STUDIES**

**Grades Served** 7-8 **Student Enrollment Details** 1,380 Students Enrolled **District** GALENA PARK ISD  
**Address** 120 CASTLEGORY, HOUSTON, TX 77015

**HOW ARE SCORES CALCULATED?**

**STUDENT ACHIEVEMENT**

The Student Achievement score is based on STAAR performance only, for this school.

**SCHOOL PROGRESS**

*The higher score of Academic Growth or Relative Performance is used.*

Component	Score	% of grade
Academic Growth	83	
Relative Performance	89	100%
Total	89	100%

**CLOSING THE GAPS**

Component	Score	% of grade
Grade Level Performance	67	30.0%
Academic Growth/Graduation Rate	94	50.0%
English Language Proficiency	100	10.0%
Student Achievement	64	10.0%
Total	87	100%