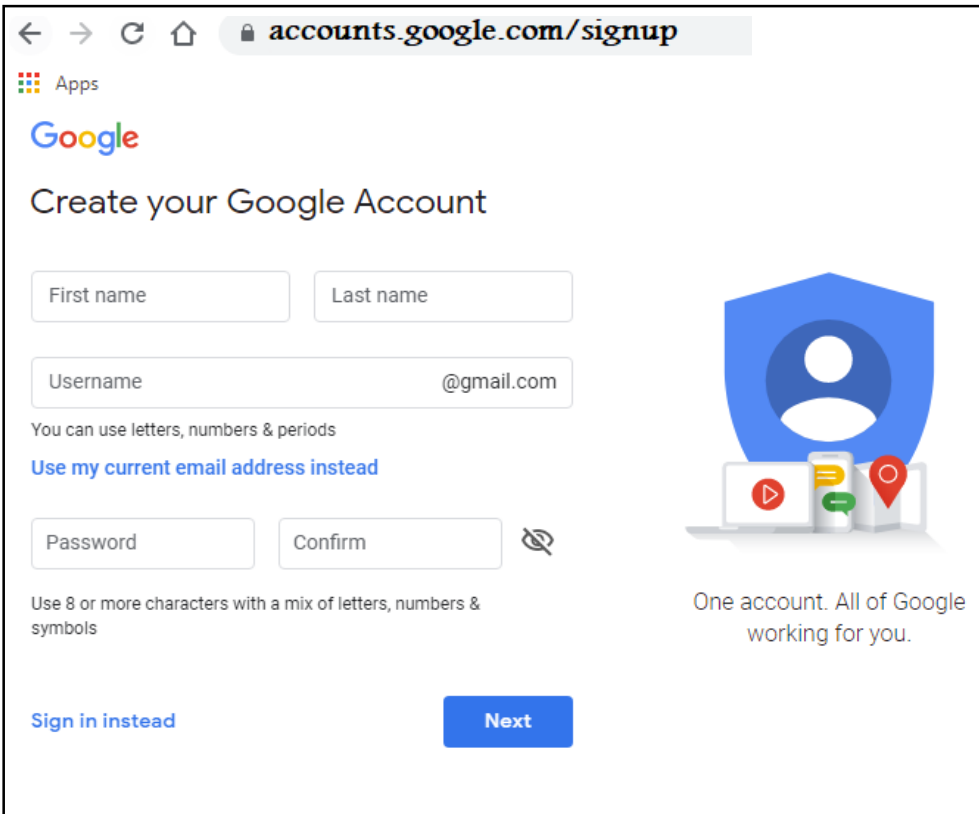


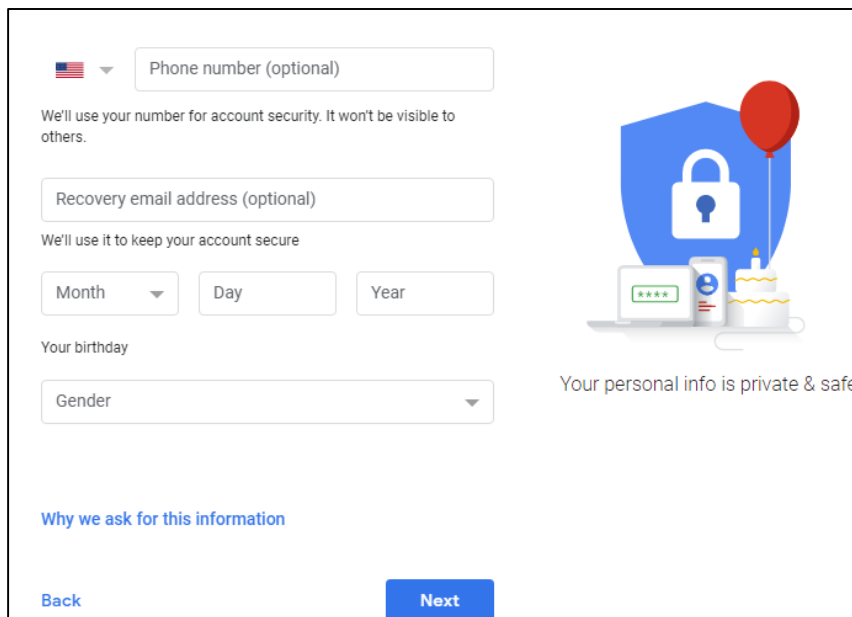
Cómo crear una cuenta de correo electrónico de Google - Gmail

1. Dirección URL: **accounts.google.com/signup**
2. Complete el formulario. Seleccione *Next*



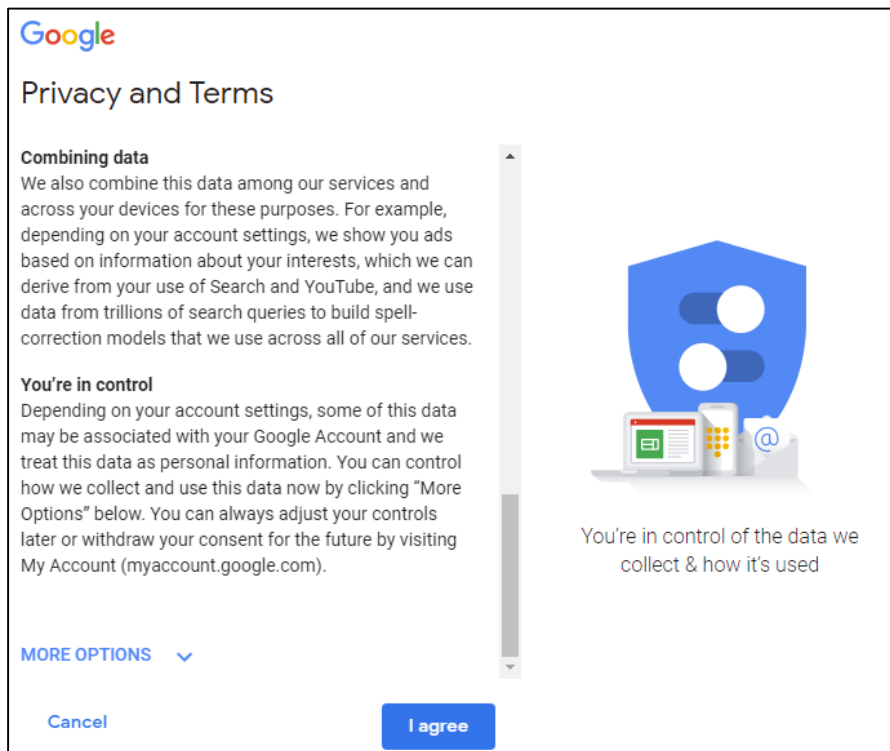
The screenshot shows the Google Account creation sign-up page. At the top, the browser address bar displays "accounts.google.com/signup". Below the browser bar, there is a "Google" logo and the heading "Create your Google Account". The form includes fields for "First name", "Last name", "Username" (with "@gmail.com" appended), "Password", and "Confirm". A link "Use my current email address instead" is present. A "Next" button is at the bottom right, and a "Sign in instead" link is at the bottom left. To the right of the form is an illustration of a blue shield with a white person icon, a laptop with a play button, a smartphone with a message icon, and a location pin. Below the illustration, the text reads "One account. All of Google working for you."

3. Complete la página de bienvenida y seleccione *Next*.




The screenshot shows the verification page for creating a Google Account. It features a dropdown menu for country (USA) and a "Phone number (optional)" field. Below this, it states "We'll use your number for account security. It won't be visible to others." There is a "Recovery email address (optional)" field with the note "We'll use it to keep your account secure". The birthday section includes dropdowns for "Month", "Day", and "Year", with the label "Your birthday". A "Gender" dropdown is also present. A link "Why we ask for this information" is provided. At the bottom, there are "Back" and "Next" buttons. To the right is an illustration of a blue shield with a white padlock, a laptop with a password field, a smartphone, and a birthday cake with a red balloon. Below the illustration, the text reads "Your personal info is private & safe".

4. Desplácese hasta el final de la página de privacidad y términos y seleccione Acepto (*I agree*).



5. Para acceder a su cuenta de correo electrónico (Gmail), haga clic en el icono de menú que se encuentra a la derecha de la pantalla:  y seleccione Gmail.



Puede ir directamente a su correo electrónico en el siguiente **sitio web:**
mail.google.com